

# Renaming a Current Scenario

09/17/2024 1:30 pm EDT

Within the structured income plan you can rename a current scenario to a unique title. Below is a step-by-step guide for renaming a current scenario.

Step 1: Edit: Click on the green Edit button underneath the Structured Income Planning sub-heading.

The screenshot shows the 'Structured Income Planning' interface. At the top, there are navigation links: 'YOUR CASE LIST', 'SETTINGS', 'HELP', and 'SIGN OUT'. Below that, a 'PREPARED BY:' field is visible. The main navigation bar includes 'CLIENT DASHBOARD', 'STRUCTURED INCOME PLANNING', 'CASH FLOW AND TAX ADVISOR', 'ASSET ALLOCATION AND NET WORTH', 'GRAPHS', 'REPORTS', and 'TOOLS'. The 'Structured Income Planning' sub-heading is prominent, with an 'Edit' button highlighted in green and a red arrow pointing to it. Next to it is a 'Dynamic Mode' button. Below the sub-heading is a 'Scenario' dropdown menu currently set to 'New Scenario'. The main area contains a table with columns for 'Year', 'Account', 'Income', and various tax-related metrics. The table is organized into sections for 'Savings (2)', 'ROTH IRA (2)', '401K (2)', and 'BNFL IRA (2)'. The table data includes values for 'net return', 'initial amount', 'bolus % w/bonus', and 'end of' years from 1 to 16. At the bottom of the table, there is a legend: 'Orange backgrounds indicate hypothetical returns'. The SIPS Retirement Planning Systems logo is in the bottom left, and 'PRIVACY POLICY' and 'TERMS OF USE' are in the bottom right.

Step 2: Edit or Add Scenario: Click on the green Edit or Add Scenario button underneath the Structured Income Planning sub-heading.

YOUR CASE LIST | SETTINGS | HELP | SIGN OUT

PREPARED BY  
INITIAL PLAN DATE  
REVISED PLAN DATE

CLIENT DASHBOARD | STRUCTURED INCOME PLANNING | CASH FLOW AND TAX ADVISOR | ASSET ALLOCATION AND NET WORTH | GRAPHS | REPORTS | TOOLS

## Structured Income Planning

Edit Save Cancel Add Account Add Income Add Inc Tax Add Target Edit or Add Scenario Display Options

Scenario: New Scenario

Planning Horizon: 16 years

Year	Savings (2)		ROTH IRA (2)		401K (2)		BNFL IRA (2)		Accounts Total	Planned Distribution	Wages (3)			SS	Pension	Total Income	Year
	Account	Income	Account	Income	Account	Income	Account	Income			Wages (3)	SS	Pension				
net return	55	1.00 %		4.00 %		6.00 %		6.00 %									
initial amount		30,000		100,000		630,000		900,000	1,660,000	Subtotal of account incomes	Manage Infl Factor	2.20 %	Manage Infl Factor	3.20 %	Manage Infl Factor	3.20 %	
bonus % w/bonus		0.00 %		0.00 %		0.00 %		0.00 %	1,660,000								
end of 1	56	30,300	0	104,000	0	667,630	0	954,000	1,756,100	0	150,000	0	0	0	0	150,000	end of 1
end of 2	57	30,603	0	108,160	0	707,638	0	1,011,240	1,857,871	0	153,300	0	0	0	0	153,300	end of 2
end of 3	58	30,909	0	112,486	0	750,330	0	1,071,914	1,965,650	0	156,673	0	0	0	0	156,673	end of 3
end of 4	59	31,218	0	116,986	0	795,330	0	1,136,229	2,079,793	0	160,119	0	0	0	0	160,119	end of 4
end of 5	60	31,530	0	121,665	0	843,082	0	1,204,403	2,200,680	0	163,642	0	0	0	0	163,642	end of 5
end of 6	61	31,846	0	126,532	0	893,667	0	1,276,667	2,328,711	0	167,242	0	0	0	0	167,242	end of 6
end of 7	62	32,164	0	131,593	0	947,287	0	1,353,267	2,464,310	0	170,921	0	0	0	0	170,921	end of 7
end of 8	63	32,486	0	136,857	0	1,004,124	0	1,434,462	2,607,929	0	174,682	0	0	0	0	174,682	end of 8
end of 9	64	32,811	0	142,331	0	1,064,371	0	1,520,530	2,760,043	0	178,525	0	0	0	0	178,525	end of 9
end of 10	65	33,139	0	148,024	0	1,128,233	0	1,611,762	2,921,158	0	0	22,542	0	30,000	0	52,542	end of 10
end of 11	66	33,470	0	153,945	0	1,195,927	0	1,708,468	3,091,810	0	0	23,253	0	30,960	0	54,223	end of 11
end of 12	67	33,805	0	160,103	0	1,267,683	0	1,810,976	3,272,566	0	0	24,008	0	31,951	0	55,958	end of 12
end of 13	68	34,143	0	166,507	0	1,343,744	0	1,919,634	3,464,028	0	0	24,776	0	32,973	0	57,749	end of 13
end of 14	69	34,484	0	173,168	0	1,424,368	0	2,034,812	3,666,832	0	0	25,569	0	34,028	0	59,597	end of 14
end of 15	70	34,829	0	180,094	0	1,509,830	0	2,156,900	3,881,654	0	0	26,387	0	35,117	0	61,504	end of 15
end of 16	71	35,177	0	187,298	0	1,600,420	0	2,286,314	4,109,210	0	0	27,231	0	36,241	0	63,472	end of 16
			0		0		0			0	1,475,104	173,776	0	231,270	0	1,880,151	

Orange backgrounds indicate hypothetical returns

SIPS Retirement Planning System

PRIVACY POLICY | TERMS OF USE

Step 3: Rename Current Scenario To: Click in the text box next to the green button titled rename current scenario to.

YOUR CASE LIST | SETTINGS | HELP | SIGN OUT

## Manage Scenario

Save Cancel

Scenario: New Scenario

Delete Current Scenario

Rename Current Scenario To:

Create New Scenario As:

Replicate Current Scenario As:

Accounts Also Used In

- Savings (2)  Replicate Remove
- ROTH IRA (2)  Replicate Remove
- 401K (2)  Replicate Remove
- BNFL IRA (2)  Replicate Remove

Add Account Common Replicate New

Incomes Also Used In

- Wages (3)  Replicate Remove
- SS (3)  Replicate Remove
- Pension (3)  Replicate Remove

Add Income Common Replicate New

Target Also Used In

Add Target Common Replicate New

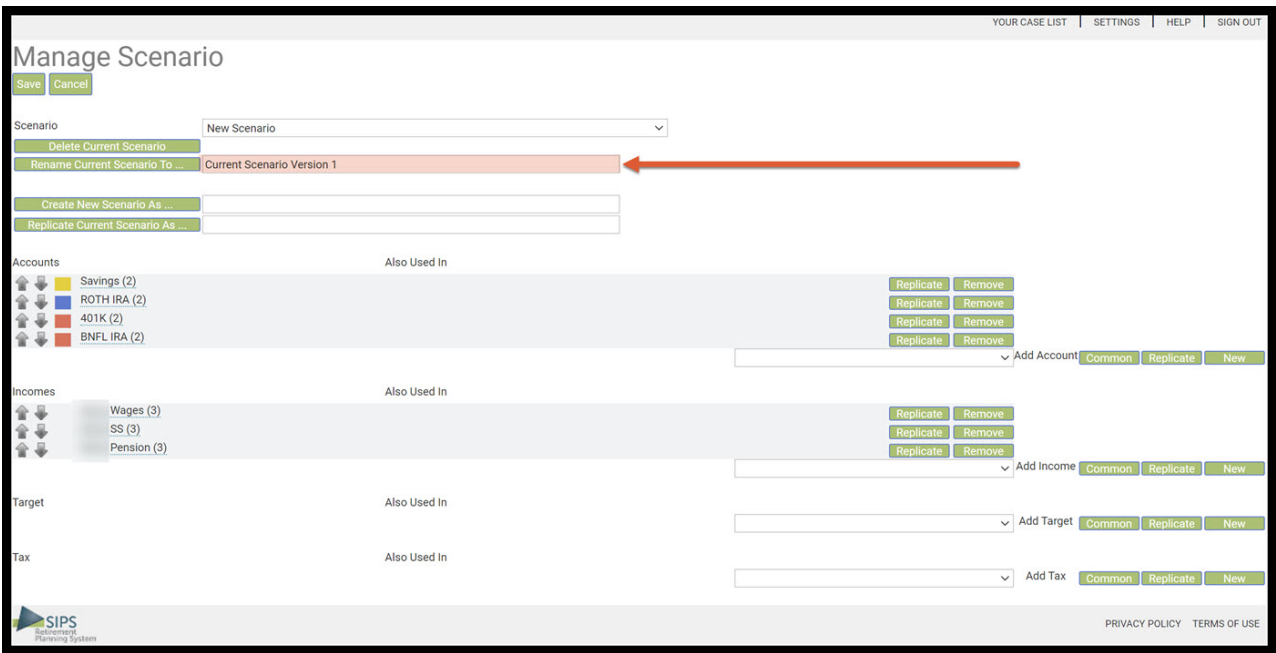
Tax Also Used In

Add Tax Common Replicate New

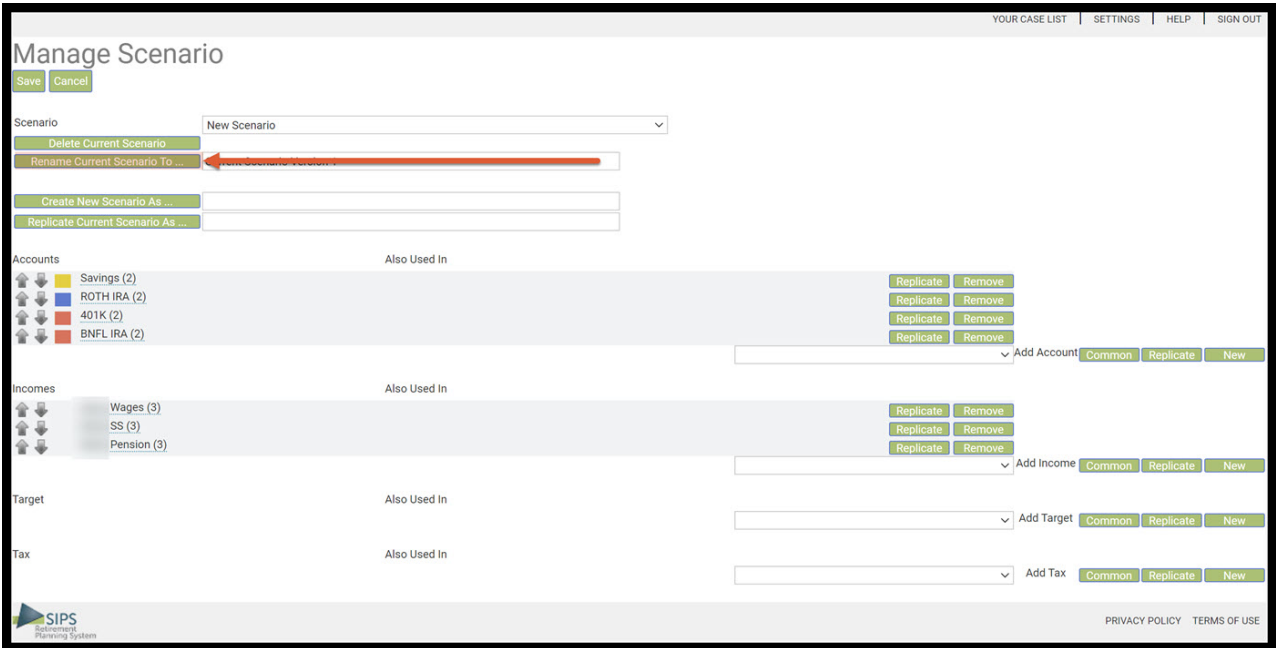
SIPS Retirement Planning System

PRIVACY POLICY | TERMS OF USE

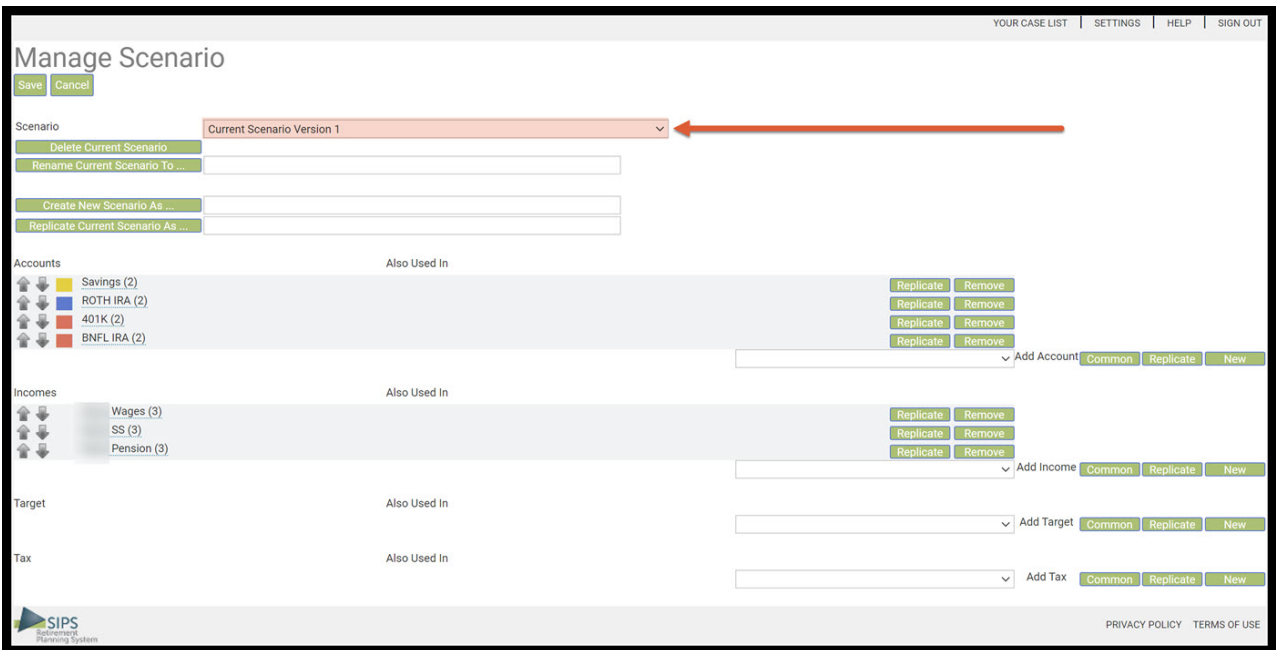
Step 4: Edit the Text Box: Delete default name and type in the new title for the current scenario.



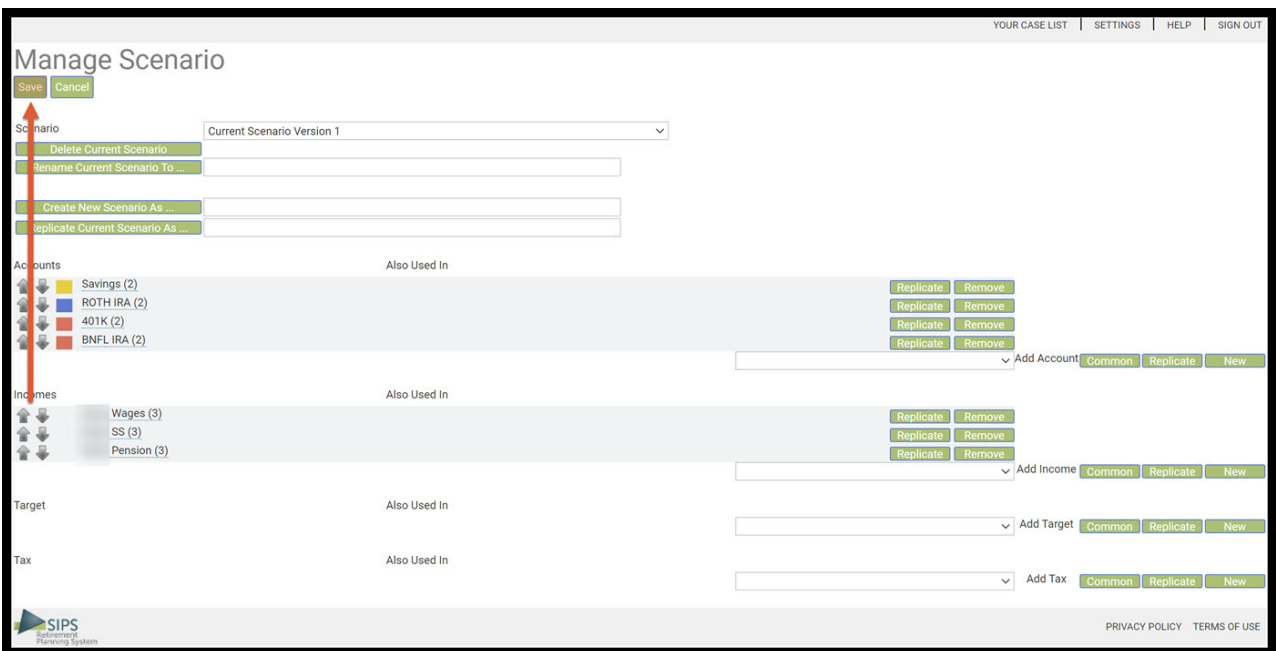
Step 5: Clicking: Double click on the green Rename Current Scenario to button located next to the text box.



Step 6: Scenario Text Box: The current scenario name should be replaced over the old name in the scenario text box.



Step 7: Save: Click on the green save button underneath the manage scenario subheading.



Step 8: Structured Income Plan Scenario: In the text box the new current title should be reflected.

YOUR CASE LIST | SETTINGS | HELP | SIGN OUT

PREPARED BY: [REDACTED]  
INITIAL PLAN DATE: [REDACTED]  
REVISED PLAN DATE: [REDACTED]

CLIENT DASHBOARD | STRUCTURED INCOME PLANNING | CASH FLOW AND TAX ADVISOR | ASSET ALLOCATION AND NET WORTH | GRAPHS | REPORTS | TOOLS

## Structured Income Planning

[Edit](#) [Save](#) [Cancel](#) [Add Account](#) [Add Income](#) [Add Inc Tax](#) [Add Target](#) [Edit or Add Scenario](#) [Display Options](#)

Scenario: Current Scenario Version 1

Planning Horizon: 16 years

Year	Savings (2)		ROTH IRA (2)		401K (2)		BNFL IRA (2)		Accounts Total	Planned Distribution	Wages (3)	SS	Pension (3)	Total Income	Year	
	Account	Income	Account	Income	Account	Income	Account	Income								
net return	55	1.00 %	4.00 %	6.00 %	IRA	6.00 %	bIRA		1,660,000	Subtotal of account incomes	Manage Infl Factor 2.20 %	Manage Infl Factor 3.20 %	Manage Infl Factor 3.20 %			
initial amount		30,000	100,000	630,000	900,000	900,000			0	0	0	0	0	150,000	end of 1	
bonus % w/bonus		0.00 %	0.00 %	0.00 %	0.00 %	0.00 %			0	0	0	0	0	153,300	end of 2	
end of 1	56	30,300	0	104,000	0	667,800	0	954,000	0	1,756,100	0	150,000	0	150,000	end of 1	
end of 2	57	30,603	0	108,160	0	707,868	0	1,011,240	0	1,857,871	0	153,300	0	153,300	end of 2	
end of 3	58	30,909	0	112,486	0	750,340	0	1,071,914	0	1,965,650	0	156,673	0	156,673	end of 3	
end of 4	59	31,218	0	116,986	0	795,360	0	1,136,229	0	2,079,793	0	160,119	0	160,119	end of 4	
end of 5	60	31,530	0	121,665	0	843,082	0	1,204,403	0	2,200,680	0	163,642	0	163,642	end of 5	
end of 6	61	31,846	0	126,532	0	893,667	0	1,276,667	0	2,328,711	0	167,242	0	167,242	end of 6	
end of 7	62	32,164	0	131,593	0	947,287	0	1,353,267	0	2,464,310	0	170,921	0	170,921	end of 7	
end of 8	63	32,486	0	136,857	0	1,004,124	0	1,434,462	0	2,607,929	0	174,682	0	174,682	end of 8	
end of 9	64	32,811	0	142,331	0	1,064,371	0	1,520,530	0	2,760,043	0	178,525	0	178,525	end of 9	
end of 10	65	33,139	0	148,024	0	1,128,233	0	1,611,762	0	2,921,158	0	0	22,542	30,000	52,542	end of 10
end of 11	66	33,470	0	153,945	0	1,195,927	0	1,708,468	0	3,091,810	0	0	23,263	30,960	54,223	end of 11
end of 12	67	33,805	0	160,103	0	1,267,683	0	1,810,976	0	3,272,566	0	0	24,008	31,951	55,958	end of 12
end of 13	68	34,143	0	166,507	0	1,343,744	0	1,919,634	0	3,464,028	0	0	24,776	32,973	57,749	end of 13
end of 14	69	34,484	0	173,168	0	1,424,368	0	2,034,812	0	3,666,832	0	0	25,569	34,028	59,597	end of 14
end of 15	70	34,829	0	180,094	0	1,509,830	0	2,156,900	0	3,881,654	0	0	26,387	35,117	61,504	end of 15
end of 16	71	35,177	0	187,298	0	1,600,420	0	2,286,314	0	4,109,210	0	0	27,231	36,241	63,472	end of 16
			0	0	0	0	0	0	0	0	0	1,475,104	173,776	231,270	1,880,151	

Orange backgrounds indicate hypothetical returns

SIPS Retirement Planning System

PRIVACY POLICY | TERMS OF USE

Step 9: Saving the Structured Income Planning Scenario: Click the green Save button underneath the Structured Income Planning subheading.

YOUR CASE LIST | SETTINGS | HELP | SIGN OUT

PREPARED BY: [REDACTED]  
INITIAL PLAN DATE: [REDACTED]  
REVISED PLAN DATE: [REDACTED]

CLIENT DASHBOARD | STRUCTURED INCOME PLANNING | CASH FLOW AND TAX ADVISOR | ASSET ALLOCATION AND NET WORTH | GRAPHS | REPORTS | TOOLS

## Structured Income Planning

[Edit](#) [Save](#) [Cancel](#) [Add Account](#) [Add Income](#) [Add Inc Tax](#) [Add Target](#) [Edit or Add Scenario](#) [Display Options](#)

Scenario: Current Scenario Version 1

Planning Horizon: 16 years

Year	Savings (2)		ROTH IRA (2)		401K (2)		BNFL IRA (2)		Accounts Total	Planned Distribution	Wages (3)	SS	Pension (3)	Total Income	Year	
	Account	Income	Account	Income	Account	Income	Account	Income								
net return	55	1.00 %	4.00 %	6.00 %	IRA	6.00 %	bIRA		1,660,000	Subtotal of account incomes	Manage Infl Factor 2.20 %	Manage Infl Factor 3.20 %	Manage Infl Factor 3.20 %			
initial amount		30,000	100,000	630,000	900,000	900,000			0	0	0	0	0	150,000	end of 1	
bonus % w/bonus		0.00 %	0.00 %	0.00 %	0.00 %	0.00 %			0	0	0	0	0	153,300	end of 2	
end of 1	56	30,300	0	104,000	0	667,800	0	954,000	0	1,756,100	0	150,000	0	150,000	end of 1	
end of 2	57	30,603	0	108,160	0	707,868	0	1,011,240	0	1,857,871	0	153,300	0	153,300	end of 2	
end of 3	58	30,909	0	112,486	0	750,340	0	1,071,914	0	1,965,650	0	156,673	0	156,673	end of 3	
end of 4	59	31,218	0	116,986	0	795,360	0	1,136,229	0	2,079,793	0	160,119	0	160,119	end of 4	
end of 5	60	31,530	0	121,665	0	843,082	0	1,204,403	0	2,200,680	0	163,642	0	163,642	end of 5	
end of 6	61	31,846	0	126,532	0	893,667	0	1,276,667	0	2,328,711	0	167,242	0	167,242	end of 6	
end of 7	62	32,164	0	131,593	0	947,287	0	1,353,267	0	2,464,310	0	170,921	0	170,921	end of 7	
end of 8	63	32,486	0	136,857	0	1,004,124	0	1,434,462	0	2,607,929	0	174,682	0	174,682	end of 8	
end of 9	64	32,811	0	142,331	0	1,064,371	0	1,520,530	0	2,760,043	0	178,525	0	178,525	end of 9	
end of 10	65	33,139	0	148,024	0	1,128,233	0	1,611,762	0	2,921,158	0	0	22,542	30,000	52,542	end of 10
end of 11	66	33,470	0	153,945	0	1,195,927	0	1,708,468	0	3,091,810	0	0	23,263	30,960	54,223	end of 11
end of 12	67	33,805	0	160,103	0	1,267,683	0	1,810,976	0	3,272,566	0	0	24,008	31,951	55,958	end of 12
end of 13	68	34,143	0	166,507	0	1,343,744	0	1,919,634	0	3,464,028	0	0	24,776	32,973	57,749	end of 13
end of 14	69	34,484	0	173,168	0	1,424,368	0	2,034,812	0	3,666,832	0	0	25,569	34,028	59,597	end of 14
end of 15	70	34,829	0	180,094	0	1,509,830	0	2,156,900	0	3,881,654	0	0	26,387	35,117	61,504	end of 15
end of 16	71	35,177	0	187,298	0	1,600,420	0	2,286,314	0	4,109,210	0	0	27,231	36,241	63,472	end of 16
			0	0	0	0	0	0	0	0	0	1,475,104	173,776	231,270	1,880,151	

Orange backgrounds indicate hypothetical returns

SIPS Retirement Planning System

PRIVACY POLICY | TERMS OF USE

Step 10: Edit: If you need to make an edit to the structured income plan click on the green edit button underneath the Structured Income Planning heading.

YOUR CASE LIST | SETTINGS | HELP | SIGN OUT

PREPARED BY: [REDACTED]  
INITIAL PLAN DATE: [REDACTED]  
REVISED PLAN DATE: [REDACTED]

CLIENT DASHBOARD | STRUCTURED INCOME PLANNING | CASH FLOW AND TAX ADVISOR | ASSET ALLOCATION AND NET WORTH | GRAPHS | REPORTS | TOOLS

## Structured Income Planning

[Edit](#) [Dynamic Mode](#)

Scenario:

Planning Horizon:

Year	Savings (2)		ROTH IRA (2)		401K (2)		BNFL IRA (2)		Accounts Total	Planned Distribution	Wages (3)	SS	Pension	Total Income	Year
	Account	Income	Account	Income	Account	Income	Account	Income							
net return	55	1.00 %		4.00 %		6.00 %	IRA	6.00 %	bIRA	1,660,000	Subtotal of account incomes				
initial amount		30,000		100,000		630,000		900,000		1,660,000					
bonus % w/bonus		0.00 %		0.00 %		0.00 %		0.00 %		0					
		30,000		100,000		630,000		900,000		1,660,000					
end of 1	56	30,300	0	104,000	0	667,800	0	954,000	0	1,756,100	0	150,000	0	0	150,000
end of 2	57	30,603	0	108,160	0	707,868	0	1,011,240	0	1,857,871	0	153,300	0	0	153,300
end of 3	58	30,909	0	112,486	0	750,340	0	1,071,914	0	1,965,650	0	156,673	0	0	156,673
end of 4	59	31,218	0	116,986	0	795,360	0	1,136,229	0	2,079,793	0	160,119	0	0	160,119
end of 5	60	31,530	0	121,665	0	843,082	0	1,204,403	0	2,200,680	0	163,642	0	0	163,642
end of 6	61	31,846	0	126,532	0	893,667	0	1,276,667	0	2,328,711	0	167,242	0	0	167,242
end of 7	62	32,164	0	131,593	0	947,287	0	1,353,267	0	2,464,310	0	170,921	0	0	170,921
end of 8	63	32,486	0	136,857	0	1,004,124	0	1,434,462	0	2,607,929	0	174,682	0	0	174,682
end of 9	64	32,811	0	142,331	0	1,064,371	0	1,520,530	0	2,760,043	0	178,525	0	0	178,525
end of 10	65	33,139	0	148,024	0	1,128,233	0	1,611,762	0	2,921,158	0	182,342	30,000	0	212,342
end of 11	66	33,470	0	153,945	0	1,195,927	0	1,708,468	0	3,091,810	0	186,137	30,960	0	217,097
end of 12	67	33,805	0	160,103	0	1,267,683	0	1,810,976	0	3,272,566	0	189,900	31,951	0	221,851
end of 13	68	34,143	0	166,507	0	1,343,744	0	1,919,634	0	3,464,028	0	193,621	32,973	0	226,594
end of 14	69	34,484	0	173,168	0	1,424,368	0	2,034,812	0	3,666,832	0	197,398	34,028	0	231,426
end of 15	70	34,829	0	180,094	0	1,509,830	0	2,156,900	0	3,881,654	0	201,121	35,117	0	236,238
end of 16	71	35,177	0	187,298	0	1,600,420	0	2,286,314	0	4,109,210	0	204,821	36,241	0	241,062
			0		0		0		0		0	1,475,104	173,776	231,270	1,880,151

Orange backgrounds indicate hypothetical returns

SIPS Retirement Planning Systems

PRIVACY POLICY | TERMS OF USE

Step 11: Cancel: If you need to go back to the previous page, click on the green Cancel button underneath the Structured Income Planning subheading.

YOUR CASE LIST | SETTINGS | HELP | SIGN OUT

PREPARED BY: [REDACTED]  
INITIAL PLAN DATE: [REDACTED]  
REVISED PLAN DATE: [REDACTED]

CLIENT DASHBOARD | STRUCTURED INCOME PLANNING | CASH FLOW AND TAX ADVISOR | ASSET ALLOCATION AND NET WORTH | GRAPHS | REPORTS | TOOLS

## Structured Income Planning

[Edit](#) [Save](#) [Cancel](#) [Add Account](#) [Add Income](#) [Add Inv-Tax](#) [Add Target](#) [Edit or Add Scenario](#) [Display Options](#)

Scenario:

Planning Horizon:

Year	Savings (2)		ROTH IRA (2)		401K (2)		BNFL IRA (2)		Accounts Total	Planned Distribution	Wages (3)	SS	Pension	Total Income	Year
	Account	Income	Account	Income	Account	Income	Account	Income							
net return	55	1.00 %		4.00 %		6.00 %	IRA	6.00 %	bIRA	1,660,000	Subtotal of account incomes				
initial amount		30,000		100,000		630,000		900,000		1,660,000					
bonus % w/bonus		0.00 %		0.00 %		0.00 %		0.00 %		0					
		30,000		100,000		630,000		900,000		1,660,000					
end of 1	56	30,300	0	104,000	0	667,800	0	954,000	0	1,756,100	0	150,000	0	0	150,000
end of 2	57	30,603	0	108,160	0	707,868	0	1,011,240	0	1,857,871	0	153,300	0	0	153,300
end of 3	58	30,909	0	112,486	0	750,340	0	1,071,914	0	1,965,650	0	156,673	0	0	156,673
end of 4	59	31,218	0	116,986	0	795,360	0	1,136,229	0	2,079,793	0	160,119	0	0	160,119
end of 5	60	31,530	0	121,665	0	843,082	0	1,204,403	0	2,200,680	0	163,642	0	0	163,642
end of 6	61	31,846	0	126,532	0	893,667	0	1,276,667	0	2,328,711	0	167,242	0	0	167,242
end of 7	62	32,164	0	131,593	0	947,287	0	1,353,267	0	2,464,310	0	170,921	0	0	170,921
end of 8	63	32,486	0	136,857	0	1,004,124	0	1,434,462	0	2,607,929	0	174,682	0	0	174,682
end of 9	64	32,811	0	142,331	0	1,064,371	0	1,520,530	0	2,760,043	0	178,525	0	0	178,525
end of 10	65	33,139	0	148,024	0	1,128,233	0	1,611,762	0	2,921,158	0	182,342	30,000	0	212,342
end of 11	66	33,470	0	153,945	0	1,195,927	0	1,708,468	0	3,091,810	0	186,137	30,960	0	217,097
end of 12	67	33,805	0	160,103	0	1,267,683	0	1,810,976	0	3,272,566	0	189,900	31,951	0	221,851
end of 13	68	34,143	0	166,507	0	1,343,744	0	1,919,634	0	3,464,028	0	193,621	32,973	0	226,594
end of 14	69	34,484	0	173,168	0	1,424,368	0	2,034,812	0	3,666,832	0	197,398	34,028	0	231,426
end of 15	70	34,829	0	180,094	0	1,509,830	0	2,156,900	0	3,881,654	0	201,121	35,117	0	236,238
end of 16	71	35,177	0	187,298	0	1,600,420	0	2,286,314	0	4,109,210	0	204,821	36,241	0	241,062
			0		0		0		0		0	1,475,104	173,776	231,270	1,880,151

Orange backgrounds indicate hypothetical returns

SIPS Retirement Planning Systems

PRIVACY POLICY | TERMS OF USE

Step 12: Logout: To sign out of SIPS, click on the Sign Out heading that is located in the upper right-hand side of the screen.

YOUR CASE LIST | SETTINGS | HELP | SIGN OUT

PREPARED BY: [REDACTED]  
INITIAL PLAN DATE: [REDACTED]  
REVISED PLAN DATE: [REDACTED]

CLIENT DASHBOARD | STRUCTURED INCOME PLANNING | CASH FLOW AND TAX ADVISOR | ASSET ALLOCATION AND NET WORTH | GRAPHS | REPORTS | TOOLS

## Structured Income Planning

[Edit](#) [Dynamic Mode](#)

Scenario:

Planning Horizon:

Year	Savings (2)		ROTH IRA (2)		401K (2)		BNFL IRA (2)		Accounts Total	Planned Distribution	Wages (3)	SS	Pension	Total Income	Year	
	Account	Income	Account	Income	Account	Income	Account	Income								
net return	5S	1.00 %		4.00 %		6.00 %	IRA	6.00 %	bIRA	1,660,000	Subtotal of account incomes					
initial amount		30,000		100,000		630,000		900,000		0						
bonus % w/bonus		0.00 %		0.00 %		0.00 %		0.00 %		1,660,000	Inf Factor	2.20 %	Inf Factor	3.20 %	Inf Factor	3.20 %
		30,000		100,000		630,000		900,000		0						
end of 1	56	30,300	0	104,000	0	667,800	0	954,000	0	1,756,100	0	150,000	0	0	150,000	end of 1
end of 2	57	30,603	0	108,160	0	707,868	0	1,011,240	0	1,857,871	0	153,300	0	0	153,300	end of 2
end of 3	58	30,909	0	112,486	0	750,340	0	1,071,914	0	1,965,650	0	156,673	0	0	156,673	end of 3
end of 4	59	31,218	0	116,986	0	795,360	0	1,136,229	0	2,079,793	0	160,119	0	0	160,119	end of 4
end of 5	60	31,530	0	121,665	0	843,082	0	1,204,403	0	2,200,680	0	163,642	0	0	163,642	end of 5
end of 6	61	31,846	0	126,532	0	893,667	0	1,276,667	0	2,328,711	0	167,242	0	0	167,242	end of 6
end of 7	62	32,164	0	131,593	0	947,287	0	1,353,267	0	2,464,310	0	170,921	0	0	170,921	end of 7
end of 8	63	32,486	0	136,857	0	1,004,124	0	1,434,462	0	2,607,929	0	174,682	0	0	174,682	end of 8
end of 9	64	32,811	0	142,331	0	1,064,371	0	1,520,530	0	2,760,043	0	178,525	0	0	178,525	end of 9
end of 10	65	33,139	0	148,024	0	1,128,233	0	1,611,762	0	2,921,158	0	0	22,542	30,000	52,542	end of 10
end of 11	66	33,470	0	153,945	0	1,195,927	0	1,708,468	0	3,091,810	0	23,263	30,960	54,223	54,223	end of 11
end of 12	67	33,805	0	160,103	0	1,267,683	0	1,810,976	0	3,272,566	0	24,008	31,951	55,958	55,958	end of 12
end of 13	68	34,143	0	166,507	0	1,343,744	0	1,919,634	0	3,464,028	0	24,776	32,973	57,749	57,749	end of 13
end of 14	69	34,484	0	173,168	0	1,424,368	0	2,034,812	0	3,666,832	0	25,569	34,028	59,597	59,597	end of 14
end of 15	70	34,829	0	180,094	0	1,509,830	0	2,156,900	0	3,881,654	0	26,387	35,117	61,504	61,504	end of 15
end of 16	71	35,177	0	187,298	0	1,600,420	0	2,286,314	0	4,109,210	0	27,231	36,241	63,472	63,472	end of 16
			0		0		0		0		0	1,475,104	173,776	231,270	1,880,151	

Orange backgrounds indicate hypothetical returns

SIPS Retirement Planning Systems

PRIVACY POLICY | TERMS OF USE

If you feel you need more support or would like to set up demo time with one of our representatives, please contact us at: +1-888-449-6917 or [support@planscout.com](mailto:support@planscout.com).